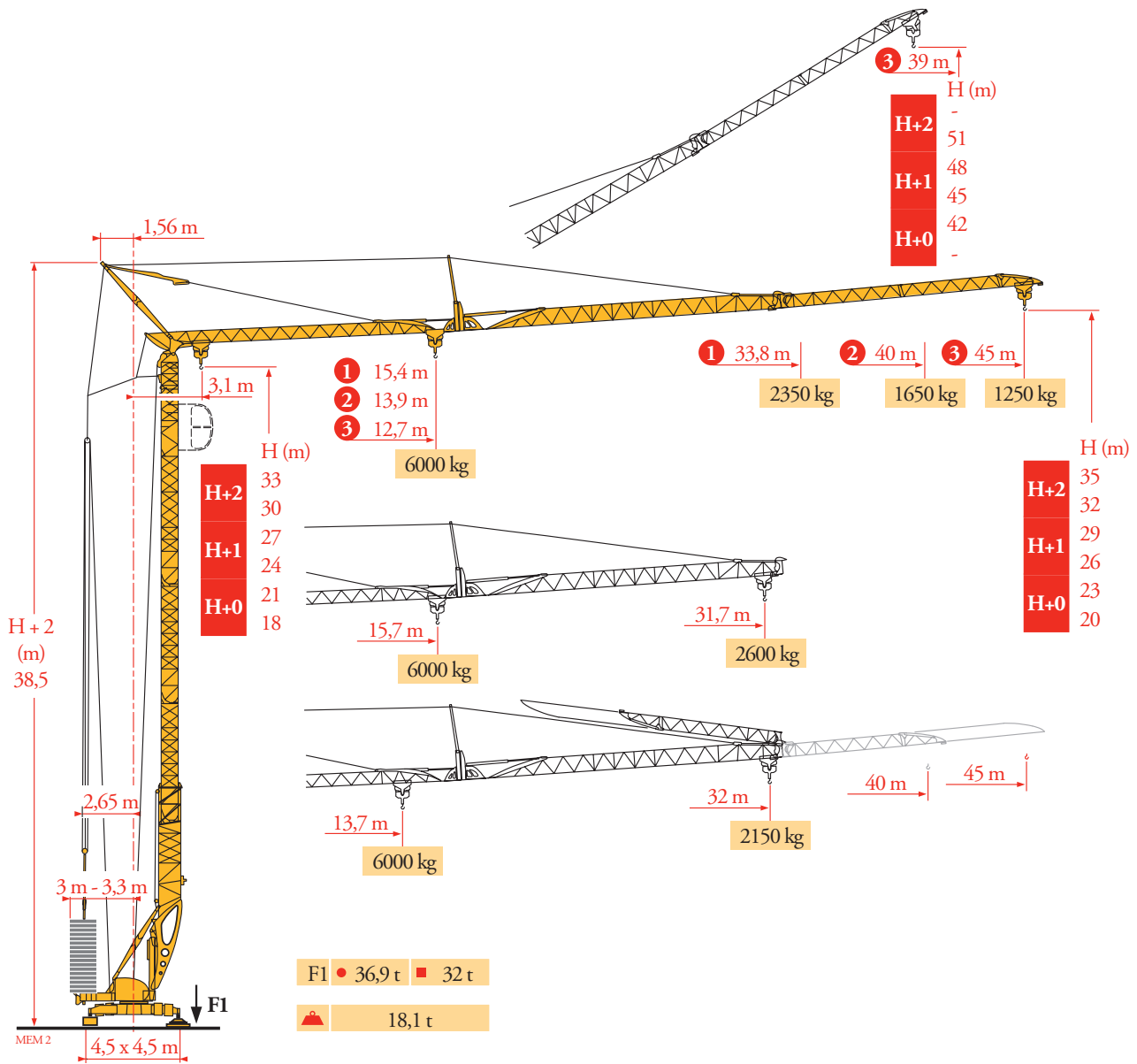
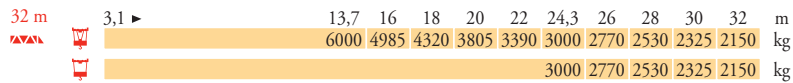
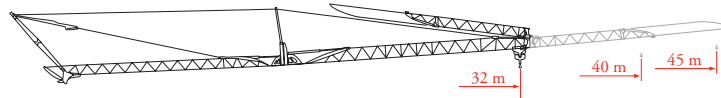
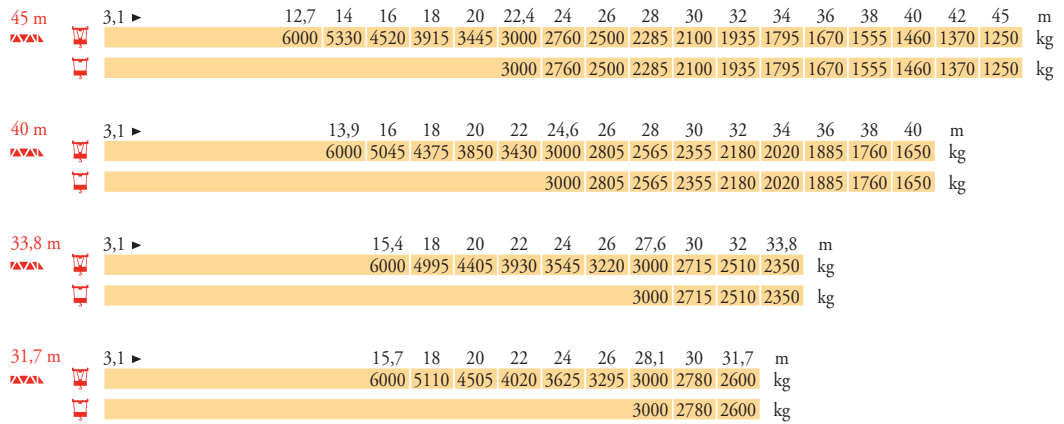


# Potain Igo T 85



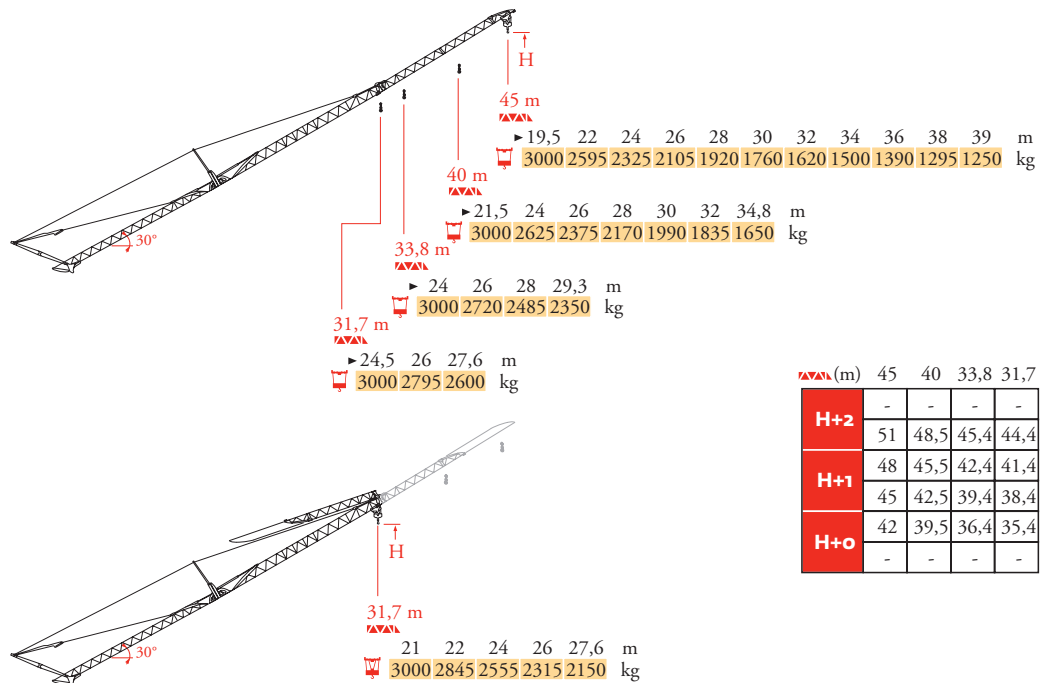
Courbes de charges  
Lastkurven  
Load diagrams  
Curvas de cargas  
Curve di carico  
Curva de cargas  
Диаграммы  
грузоподъемностей

MEM 3



Flèche relevée  
Ausleger in  
Steilstellung  
Luffing jib  
Flecha izada  
Braccio impennato  
Lança inclinada  
Маховая стрела

MEM 3



MEM 3 (m) 45 40 33,8 31,7

H+2	-	-	-	-
H+1	51	48,5	45,4	44,4
	48	45,5	42,4	41,4
H+0	45	42,5	39,4	38,4
	42	39,5	36,4	35,4
	-	-	-	-

FR

● Réactions en service  
■ Réactions hors service

▲ A vide sans lest (ni train de transport) avec flèche et hauteur maximum.

DE

Reaktionskräfte in Betrieb  
Reaktionskräfte außer Betrieb

Ohne Last, Ballast (und Transportachse), mit Maximalausleger und Maximalhöhe.

EN

Reactions in service  
Reactions out of service

Without load, ballast (or transport axes), with maximum jib and maximum height.

ES

Reacciones en servicio  
Reacciones fuera de servicio

Sin carga, sin lastre, (ni tren de transporte), flecha y altura máxima.

IT

Reazioni in servizio  
Reazioni fuori servizio

A vuoto, senza zavorra (ne assali di trasporto) con braccio massimo e altezza massima.

PT

Reacções em serviço  
Reacções fora de serviço

Sem carga (nem trem de transporte)- sem lastro com lança e altura máximas.

RU

Реакции при работе  
Реакции в покое

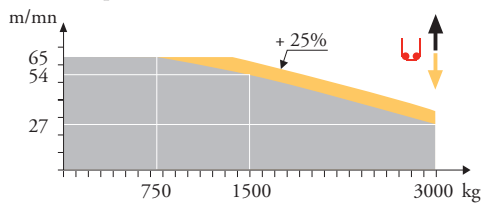
Вес без груза, балласта (или транспортных осей), с максимальной длиной стрелы и максимальной высотой.

Mécanismes  
Antriebe  
Mechanisms  
Mecanismos  
Mecanismi  
Mecanismos  
Механизмы

MEM 3

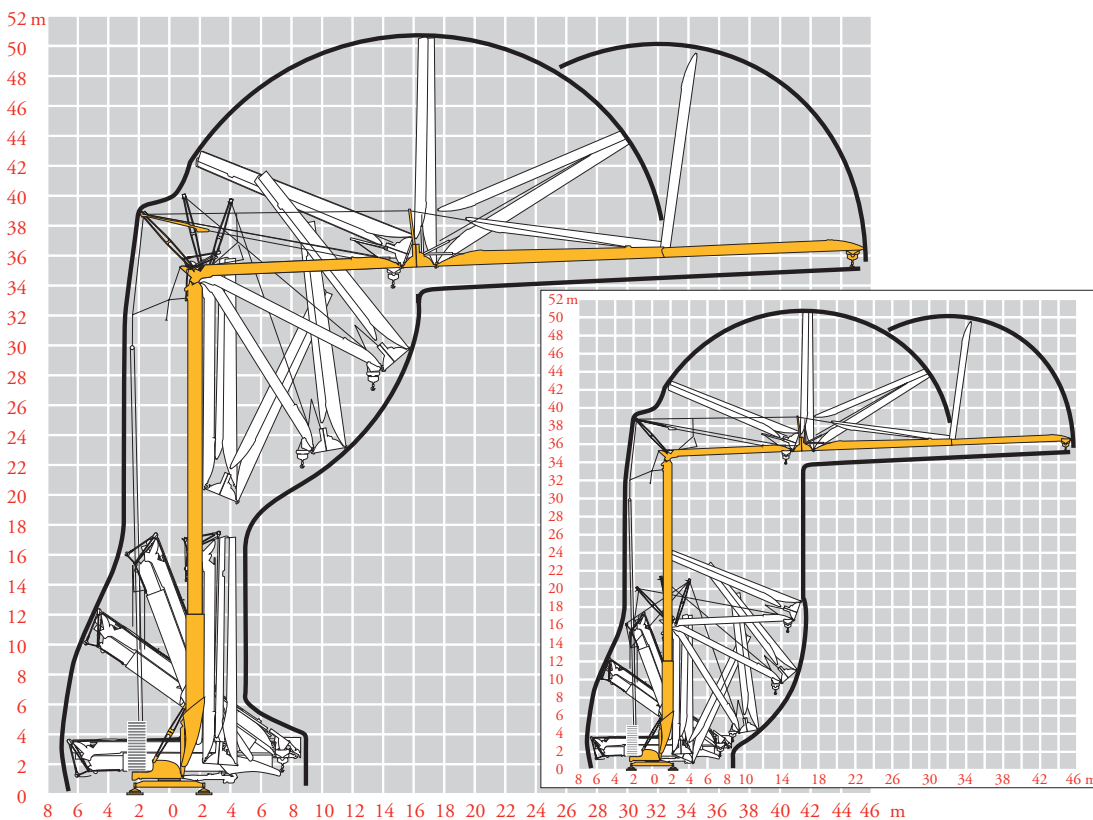
		U					UU					ch <sub>1</sub> -PS <sub>hp</sub>	kW		
↑	<b>20 LVF 15 Optima</b>	m/min	3,2	16	27	54	65	1,6	8	13,5	27	32,5	20	15	
		kg	3000	3000	3000	1500	750	6000	6000	6000	3000	1500			
→	<b>5 DVF 5</b>	m/min	15 - 30 - 55 (0 → 2000 kg)					- 15 - 30 - 40 (2000 → 6000 kg)					5,5	4	
↻	<b>RVF 51 Optima +</b>	°/min U/min - rpm	0 → 0,8											5,5	4
→	<b>TVF 324</b>	m/min	25											2 x 4	2 x 3
		<b>CEI 38</b>	<b>IEC 38</b>					<b>kVA</b>							
		400 V (+6% -10%) 50 Hz					20 LVF 15 : 31 kVA								
		480 V (+6% -10%) 60 Hz					20 LVF 15 : 31 kVA								

**20 LVF 15 Optima**



Montage  
Montage  
Erection  
Montaje  
Montaggio  
Montagem  
Монтаж

MEM 3



**FR**

**DE**

**EN**

**ES**

**IT**

**PT**

**RU**



Levage  
Distribution  
Orientation  
Translation  
Nous consulter

Heben  
Katzfahren  
Schwenken  
Kranfahren  
Auf Anfrage

Hoisting  
Trolleying  
Slewing  
Travelling  
Consult us

Elevación  
Distribución  
Orientación  
Traslación  
Consultarnos

Sollevamento  
Distribuzione  
Rotazione  
Traslazione  
Consultateci

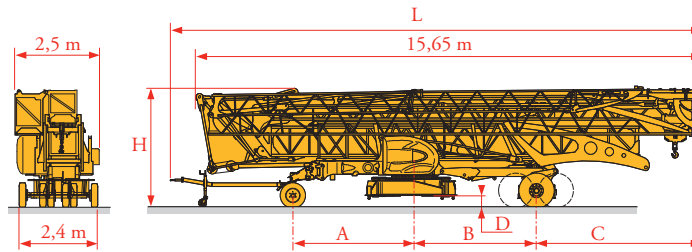
Elevação  
Distribuição  
Rotação  
Translação  
Consultar-nos

Подъем  
Перемещение каретки  
Поворот  
Перемещение крана  
Проконсультируйтесь у нас

Transport  
 Transport  
 Transport  
 Transporte  
 Trasporto  
 Transporte  
 Транспортировка

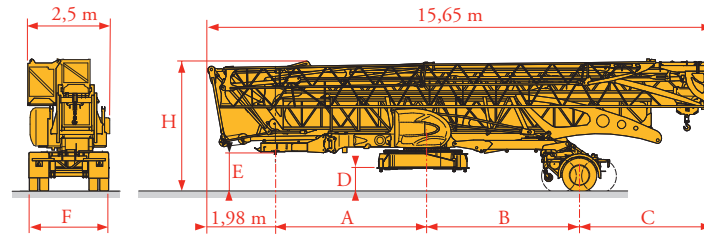
MEM 3

- DJ80/S120
- DJ100/S120
- DJ105/S125
- DJ126M/S125
- DJ126M/S215M



	L (m)	A (m)	B (m)	C (m)	D (m)	H (m)
DJ80/S120	16,65	3,78	3,77	5,2	0,3	3,7
DJ100/S120	16,65	3,78	3,77	5,2	0,3	3,7
DJ105/S125	16,65	3,78	3,77	5,2	0,3	3,7
DJ126M/S125	16,77	3,79	3,77	5,2	0,3	3,7
DJ126M/S215M	16,65	4,58	3,21	5,77	0,6	4

- SL121/J135
- SL121/S215M
- SL122/J215M



	A (m)	B (m)	C (m)	D (m)	E (m)	H (m)	F (m)
SL121/J135	4,69	4,2	4,78	0,7	1,3	4,1	2,45
SL121/S215M	4,69	3,21	5,77	0,6	1,2	4	2,4
SL122/J215M	4,69	3,21	5,77	0,6	1,2	4	2,45

**FR**

Chantier

**DE**

Baustelle

**EN**

Site

**ES**

Obra

**IT**

Cantiere

**PT**

Estaleiro

**RU**

По строительной площадке



Document commercial non contractuel. Pour toute information technique se référer à la notice correspondante.

Unverbindliches Vertriebsdokument. Für technische Informationen, siehe die entsprechenden Anweisungen.

This commercial document is not legally binding. For any technical information, please refer to the corresponding instructions.

Documento comercial no contractual. Para cualquier información técnica, ver la noticia correspondiente.

Documento commerciale non vincolante, per tutte le informazioni tecniche fare riferimento al catalogo istruzioni.

Documento comercial não contratual. Para qualquer informação técnica complementar consultar as respectivas instruções.

Этот коммерческий документ не является юридически обязательным. Для получения технической информации, см. соответствующие инструкции.



**Manitowoc - Americas - World Headquarters**  
 2400 S. 44th Street • Manitowoc • WI 54220 USA  
 Tel: +1 920 684 4410 • Fax: +1 920 652 9778

**Manitowoc - Europe, Middle East & Africa**  
 Manitowoc France SAS  
 18, rue de Charbonnières B.P. 173 • 69132 ECULLY Cedex • FRANCE  
 Tel: +33 (0)4 72 18 20 20 • Fax: +33 (0)4 72 18 20 00

**Manitowoc - Asia Pacific**  
 16F Xu Hui Yuan Building,  
 1089 Zhongshan No.2 Road (S) • Shanghai 200030 China  
 Tel: +86 21 6457 0066 • Fax: +86 21 6457 4955

REF. 200711 MEM 4